



Block Type Power Distributor
Speedbar

SPEEDBAR BLOCK TYPE POWER DISTRIBUTOR

Comparison

Busbar

Speedbar


Installation Tools	Special Tools Required	Standard Screwdriver
Required Time for One Cabinet	8 Hours Average	30 Minutes Average
Structural Changes Afterwards	Impossible	Possible
Adding Additional Breakers	Impossible	Possible
Error Rate	Small to Medium	None to Small
Technical Skills	Advanced	Beginner
Safety Level	Risk of elec. shock, fire, ...	No risk involved

To build traditional busbar panel boards, experience is required. They also pose a risk for fire and electrocution, and are prone to oxidation. Speedbar solves these problems.


Easy and Fast to Assemble (30 minutes)




01.Main Breaker




02.Connect Speedbar Block




03.Connect Right Breaker



04.Connect left breaker




05. Connect Speedbar block




06.Connect Right Breaker




07.Connect left breaker




08. Connect Speedbar blockk




09.Connect Right Breaker



10.Connect left breakerk



11. Place Covers



12. Finished Assembly